

Segmented Recidivism Study

Florida Department of Corrections

2020 Releases

Data As of December 31, 2023

Prepared by:



Jackie Dunn
ANALYTICS SPECIALIST

info@data4change.fl.org
404.723.4778
data4change.fl.org



Criminal Justice Reform One Fact At A Time

*“For I know the plans I have for you”, declares the Lord, “plans to prosper you and not to harm you, plans to give hope and a future.” **Jeremiah 29:11***



Overall Recidivism for 2020 Releases

- The FDC OBIS database is the source for this recidivism study and up-to-date thru 12/31/2023. Recidivism herein equates to FDC prison visits within 3 years of release and therefore this analysis complete for those released in 2020.
- Technical violations are vastly different than new offenses and therefore they are displayed separately. The chart on the right illustrates the FDC High Level Offense Group for each "New Offense-Related Recidivism".
- For those that had multiple releases in 2020, the earliest release was used for all date-related analysis. Those with 2+ releases in 2020 are still flagged as recidivism as expected.
- Those that were released in 2020 with a release category of "deceased" were removed from the data.

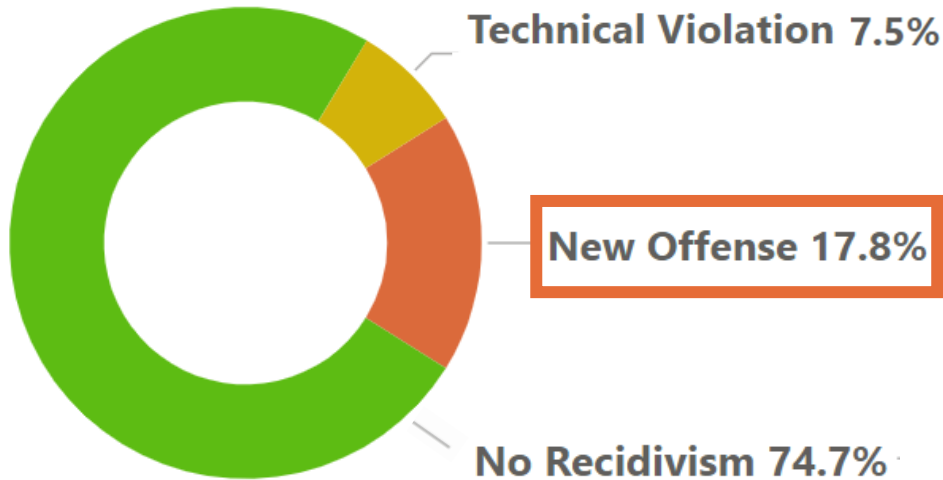
27,734

Total Released in 2020



25.3%

Total 2020 Recidivism



Overall New Offense Groups

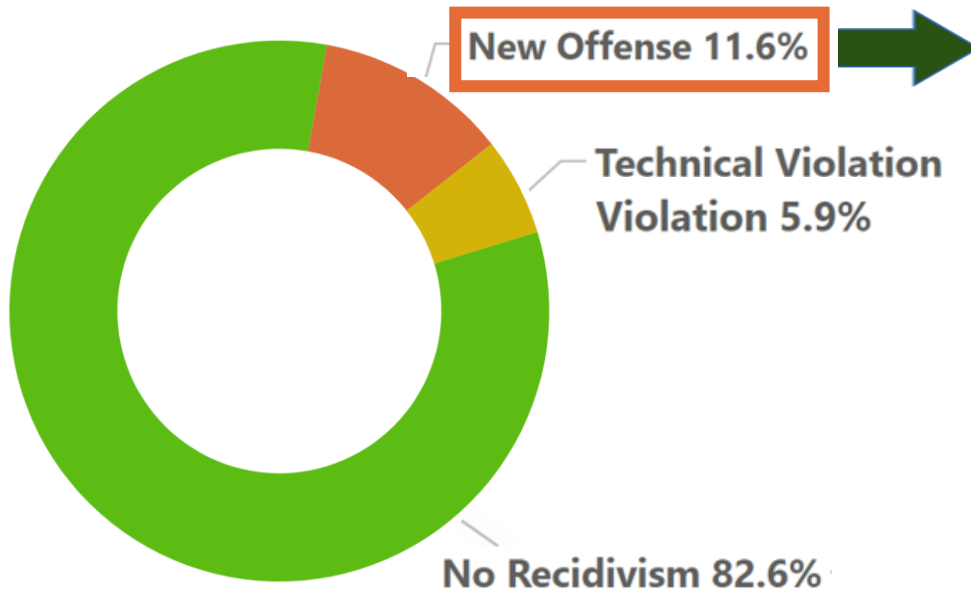
Worst New Offense Group	#	%
No Recidivism	20,715	74.7%
Probation Violation Only	2,088	7.5%
7 -DRUGS	1,479	5.3%
4 -VIOLENT, OTHER	995	3.6%
5 -BURGLARY	711	2.6%
6 -PROPERTY THEFT/FRAUD/DAMAGE	709	2.6%
9 -OTHER	472	1.7%
8 -WEAPONS	251	0.9%
3 -ROBBERY	182	0.7%
2 -SEXUAL/LEWD BEHAVIOR	69	0.2%
1 -MURDER/MANSLAUGHTER	63	0.2%
Total	27,734	100.0%



First Time Offender Recidivism for 2020 Releases

- Refer to Overall Recidivism slide for general data scope and rules.
- First Time Offenders are defined by those that do not have any FDC visits in their incarceration history prior to the 2020 release-related visit.
- FTO's, as expected, have a much lower Overall Recidivism rate compared to the state overall - 17.4% vs 25.3 for FDC overall.

13,016 → **17.4%**
 Total FTO Released in 2020 Total FTO Recidivism



First Time Offender New Offense Groups

Worst New Offense Group	#	%
No Recidivism	10,745	82.6%
Probation Violation Only	766	5.9%
7 -DRUGS	447	3.4%
4 -VIOLENT, OTHER	338	2.6%
5 -BURGLARY	208	1.6%
6 -PROPERTY THEFT/FRAUD/DAMAGE	176	1.4%
8 -WEAPONS	125	1.0%
9 -OTHER	105	0.8%
3 -ROBBERY	62	0.5%
1 -MURDER/MANSLAUGHTER	27	0.2%
2 -SEXUAL/LEWD BEHAVIOR	17	0.1%
Total	13,016	100.0%



20+ Years Served Recidivism for 2020 Releases

- Refer to Overall Recidivism slide for general data scope and rules.
- Not surprisingly, those that have served long prison sentences struggle with reentry and probation violations.
- Longer Sentence Releasees have similar overall recidivism rate as the state overall, however the majority are technical violations.
- The new offense recidivism rate is only 7%. Trending will be helpful for this category due to the low total population of 214 released in 2020.

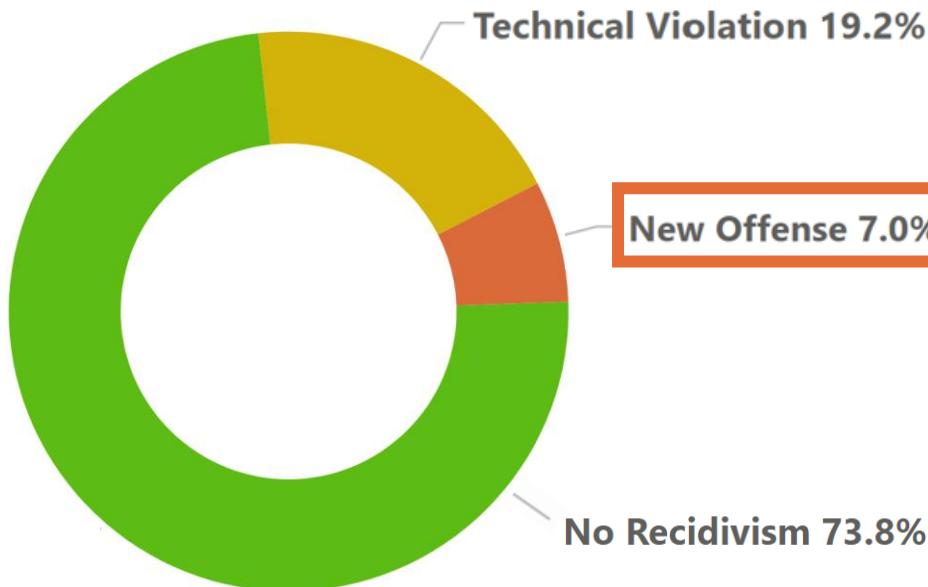
214



26.2%

Total 20+ Yrs Released

Total FTO Recidivism



20+ Year Sentence New Offense Groups

Worst New Offense Group	#	%
No Recidivism	158	73.8%
Probation Violation Only	41	19.2%
7 -DRUGS	4	1.9%
4 -VIOLENT, OTHER	3	1.4%
5 -BURGLARY	3	1.4%
9 -OTHER	3	1.4%
1 -MURDER/MANSLAUGHTER	1	0.5%
6 -PROPERTY THEFT/FRAUD/DAMAGE	1	0.5%
Total	214	100.0%



DUI Manslaughter Recidivism for 2020 Releases

- Refer to Overall Recidivism slide for general data scope and rules.
- FDC Secretary Dixon mentioned during his testimony at Senate Criminal Justice Committee meeting that DUI Manslaughter offenders are typically low-risk recidivizers. The data definitely shows that as well.
- The new offense recidivism rate is an extremely low 2.4%. It should be noted that one of the 3 new offenses was Driving on a Suspended License which is more closely aligned with a technical violation than a new offense. Trending will be helpful for this category since the total population is low at 124 released in 2020.

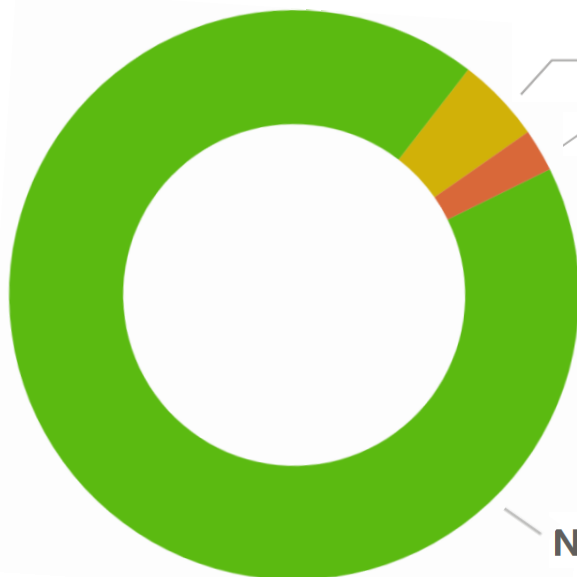
124

DUI Manslaughter Releases



7.3%

DUI Mans Recidivism %



Technical Violations 4.8%

New Offenses 2.4%



No Recidivism 92.7%

DUI Manslaughter New Offense Groups

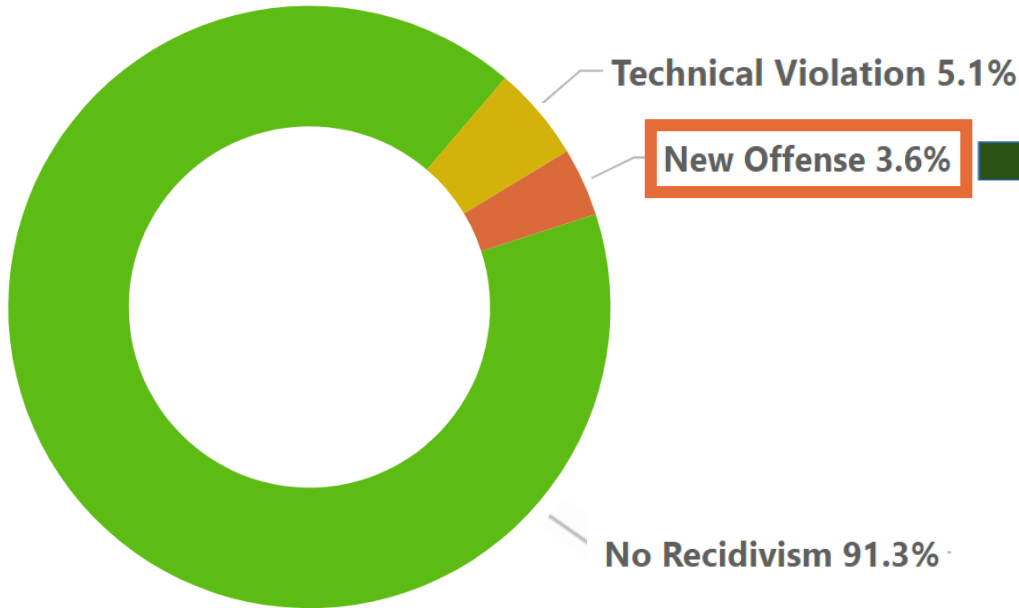
Worst New Offense Group	#	%
No Recidivism	115	92.7%
Probation Violation Only	6	4.8%
4 -VIOLENT, OTHER	2	1.6%
9 -OTHER	1	0.8%
Total	124	100.0%



Elderly Release (50+) Recidivism for 2020

- Refer to Overall Recidivism slide for general data scope and rules.
- The elderly release recidivism rate is a low 8.7% with only 3.6% rate for new offenses.
- The elderly, regardless of severity of original offense, are low risk for recidivism and should be a prime candidate for early release on a case-by-case basis. This will relieve the burden of bed space at the institution level as well as the medical level.

1,946 → **8.7%**
 Total 20+ Yrs Released Total FTO Recidivism

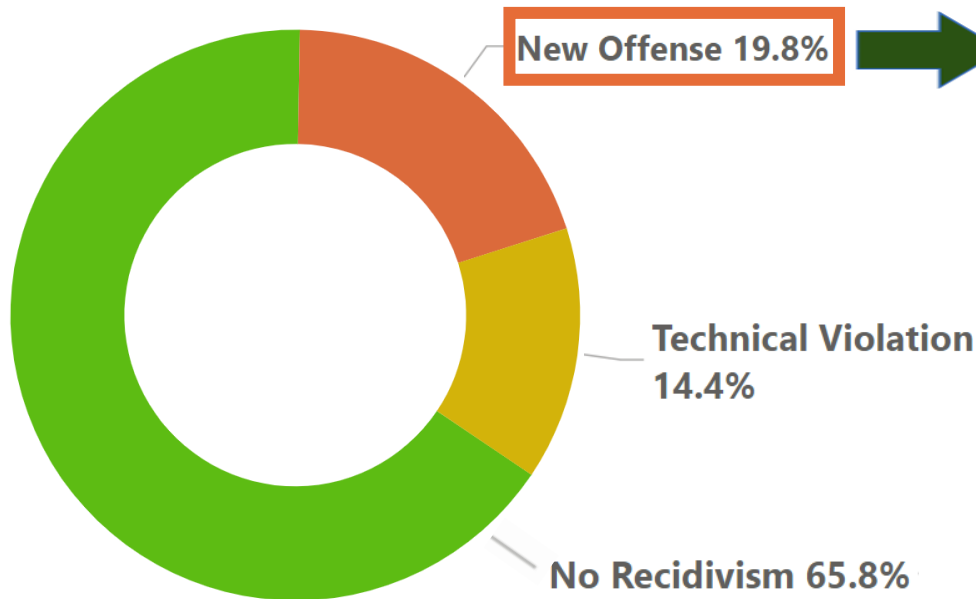


Elderly Release (50+) New Offense Groups		
Worst New Offense Group	#	%
No Recidivism	1,776	91.3%
Probation Violation Only	99	5.1%
9 -OTHER	20	1.0%
7 -DRUGS	17	0.9%
6 -PROPERTY THEFT/FRAUD/DAMAGE	11	0.6%
4 -VIOLENT, OTHER	10	0.5%
5 -BURGLARY	7	0.4%
2 -SEXUAL/LEWD BEHAVIOR	3	0.2%
8 -WEAPONS	2	0.1%
3 -ROBBERY	1	0.1%
Total	1,946	100.0%



Sex Offender Recidivism for 2020

- Refer to Overall Recidivism slide for general data scope and rules.
- The population for this slide includes offenders that have any kind of offense in the SEXUAL/LEWD BEHAVIOR high-level FDC offense group.
- Sex Offenders have immensely strict and voluminous requirements upon release which results in higher than normal overall recidivism rates.
- While the new offenses % is elevated, please refer to the detailed new offense analysis for "type of new offense" as the majority are new charges related to the sex offender registry rules and extremely challenging reentry barriers.



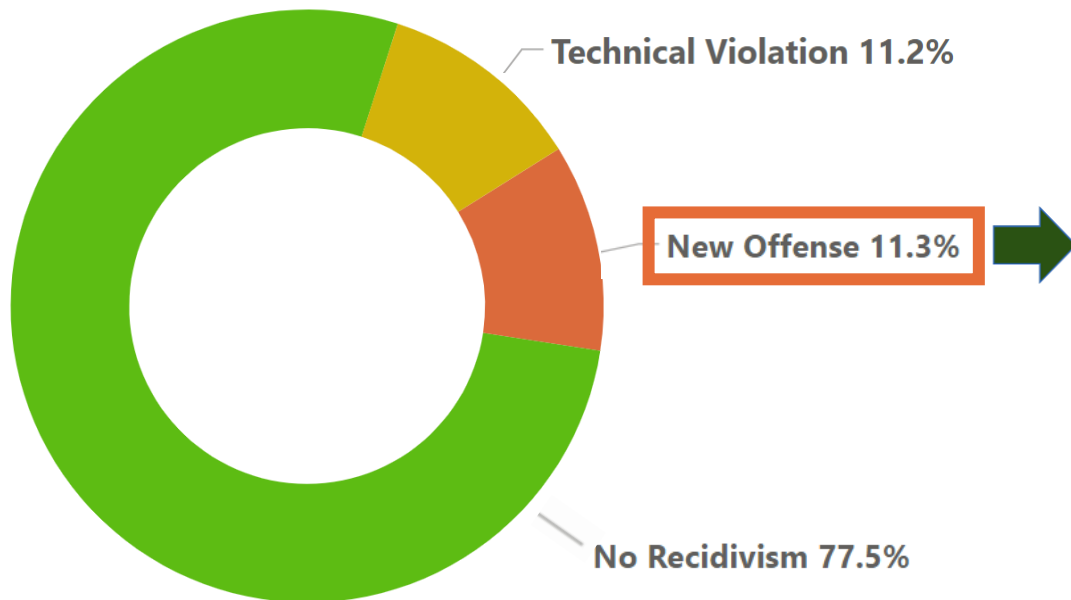
Sex Offender New Offense Groups		
Worst New Offense Group	#	%
No Recidivism	1,145	65.8%
Probation Violation Only	250	14.4%
9 -OTHER	199	11.4%
7 -DRUGS	61	3.5%
4 -VIOLENT, OTHER	28	1.6%
2 -SEXUAL/LEWD BEHAVIOR	18	1.0%
5 -BURGLARY	16	0.9%
6 -PROPERTY THEFT/FRAUD/DAMAGE	13	0.7%
3 -ROBBERY	5	0.3%
8 -WEAPONS	5	0.3%
Total	1,740	100.0%



Murder/Manslaughter Releasees Recidivism

- Refer to Overall Recidivism slide for general data scope and rules.
- The population for this slide includes offenders that have been released from prison after a Murder/Manslaughter related offense which includes all different types of murder/manslaughter subgroups.
- This group is included in the recidivism study to show evidence that the exclusion of violent crimes in legislation is not necessarily justified. This population of releasees is in line with other segments of the released population.

788 → **22.5%**
 Total Released in 2020 Total 2020 Recidivism



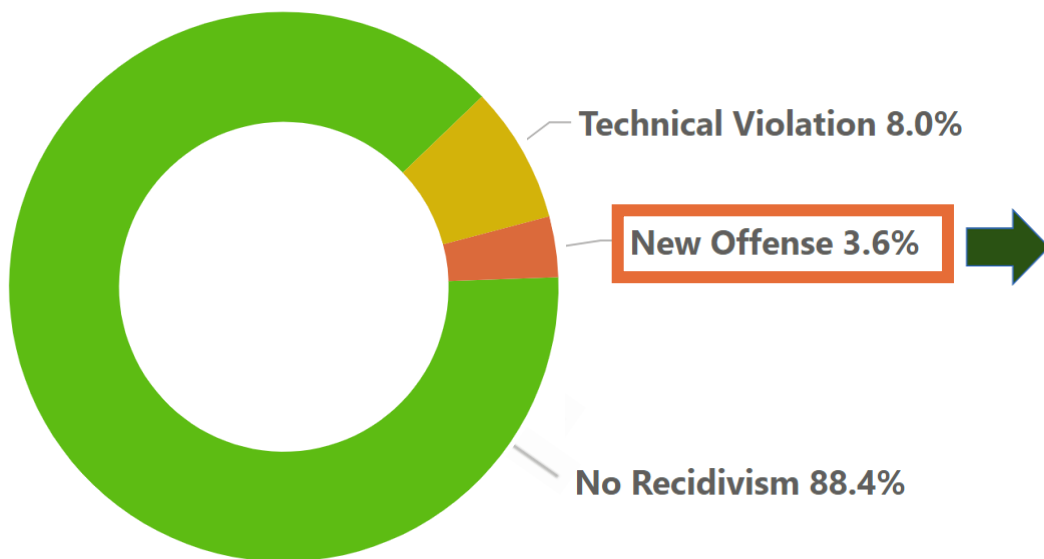
Murder/Manslaughter Releasees New Offense Groups		
Worst New Offense Group	#	%
No Recidivism	611	77.5%
Probation Violation Only	88	11.2%
4 -VIOLENT, OTHER	27	3.4%
7 -DRUGS	24	3.0%
8 -WEAPONS	9	1.1%
1 -MURDER/MANSLAUGHTER	6	0.8%
5 -BURGLARY	6	0.8%
6 -PROPERTY THEFT/FRAUD/DAMAGE	6	0.8%
9 -OTHER	6	0.8%
3 -ROBBERY	5	0.6%
Total	788	100.0%



First-Time Offenses with 20+ Years Served Recidivism

- Refer to Overall Recidivism slide for general data scope and rules.
- The data shows that, in general, this population of releasees have a low-risk of recidivizing.
- Interestingly, there is a 15% difference in overall recidivism when comparing First-Time Offenders and Repeat Offenders that have served 20+ years (11.6% vs 26.2%).
- The new offense recidivism rate is a very low 3.6%. Trending will be helpful for this category since the total population is low at 112 released in 2020.

112 → **11.6%**
 Total 20+ Yrs Released Total FTO Recidivism



First-Time Offenders & 20+Yr Sentence		
New Offense Groups		
Worst New Offense Group	#	%
No Recidivism	99	88.4%
Probation Violation Only	9	8.0%
7 -DRUGS	2	1.8%
4 -VIOLENT, OTHER	1	0.9%
9 -OTHER	1	0.9%
Total	112	100.0%

FDC Offense Groups & Subgroups

☐ 1 -MURDER/MANSLAUGHTER

01-CAPITAL MURDER

02-2ND DEGREE MURDER

03-3RD DEGREE MURDER

04-HOMICIDE, OTHER

05-MANSLAUGHTER

06-DUI MANSLAUGHTER

☐ 2 -SEXUAL/LEWD BEHAVIOR

07-CAPITAL SEXUAL BATTERY

08-LIFE SEXUAL BATTERY

09-1ST DEGREE SEXUAL BATTERY

10-2ND DEGREE SEXUAL BATTERY

11-SEXUAL ASSAULT, OTHER

12-LEWD/LASCIVIOUS BEHAVIOR

☐ 3 -ROBBERY

13-ROBBERY WITH WEAPON

14-ROBBERY WITHOUT WEAPON

15-HOME INVASION, ROBBERY

☐ 4 -VIOLENT, OTHER

16-HOME INVASION, OTHER

17-CARJACKING

18-AGGRAVATED ASSAULT

19-AGGRAVATED BATTERY

20-ASSAULT/BATTERY ON L.E.O.

21-ASSAULT/BATTERY, OTHER

22-AGGRAVATED STALKING

23-RESISTING ARREST WITH VIOLE

24-KIDNAPPING

25-ARSON

26-ABUSE OF CHILDREN

27-VIOLENT, OTHER

47-LEAVE ACCIDENT WITH
INJURY/DEATH

49-DUI, INJURY

54-OTHER

☐ 5 -BURGLARY

27-VIOLENT, OTHER

28-BURGLARY, STRUCTURE

29-BURGLARY, DWELLING

30-BURGLARY, ARMED

31-BURGLARY WITH ASSAULT

32-BURGLARY/TRESPASS, OTHER

☐ 6 -PROPERTY THEFT/FRAUD/DAMAGE

33-GRAND THEFT, OTHER

34-GRAND THEFT, AUTOMOBILE

35-STOLEN PROPERTY

36-FORGERY/COUNTERFEITING

37-WORTHLESS CHECKS

38-FRAUDULENT PRACTICES

39-OTHER THEFT/PROPERTY DAMAGE

53-CRIMINAL JUSTICE SYSTEM

54-OTHER

☐ 7 -DRUGS

40-DRUGS,
MANUFACTURE/SALE/PURCHASE

41-DRUGS, TRAFFICKING

42-DRUGS, POSSESSION/OTHER

☐ 8 -WEAPONS

43-WEAPONS, DISCHARGING

44-WEAPONS, POSSESSION

45-WEAPONS, OTHER

☐ 8 -WEAPONS

43-WEAPONS, DISCHARGING

44-WEAPONS, POSSESSION

45-WEAPONS, OTHER

☐ 9 -OTHER

21-ASSAULT/BATTERY, OTHER

36-FORGERY/COUNTERFEITING

38-FRAUDULENT PRACTICES

39-OTHER THEFT/PROPERTY DAMAGE

45-WEAPONS, OTHER

46-ESCAPE

47-LEAVE ACCIDENT WITH INJURY/DEATH

48-DUI, NO INJURY

50-TRAFFIC, OTHER

51-RACKETEERING

52-POLLUTION/HAZARDOUS MATERIALS

53-CRIMINAL JUSTICE SYSTEM

54-OTHER